

PRODUCT INFO

Joint clamps GKF of die-cast aluminum or precision-cast stainless steel have a slitted clamping point machined by cutting methods. They are comprised of swivel clamps LKF and LKT.

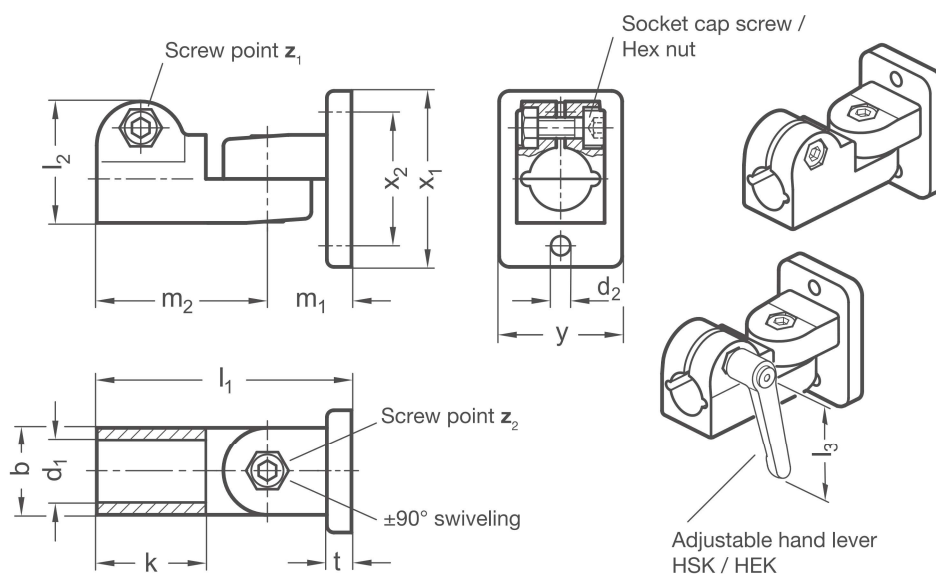

The clamping point bore is centered in the plane and can be rotated by $\pm 90^\circ$ perpendicular to the flange face. It receives typically available rods and tubes with full surface contact over the entire cross-section of the bore.

At the screw point, a hex socket cap screw or an adjustable hand lever reduces the bore cross-section for clamping.

A hex socket cap screw or an adjustable hand lever at the clamping joint serves for locking the joint axis. The flange with two bores serves as an interface or for fastening the clamp to the place of use.

Adjustable hand levers are intended for repeated, tool-free clamping. Under the designation HSK or HEK, these are available separately for individual use and in other designs. Compared with the tool-operated hex socket cap screw, the clamping force achievable with an adjustable hand lever is lower due to the shorter lever length.

RoHS-compliant product




Clamping point															Accessories recom. hand lever			
Bore d_1		b	d_2	k	l_1	l_2	m_1	m_2	t	x_1	x_2	y	Hex socket cap screws z_1 / z_2	HSK for aluminum clamp		HEK for stainless steel clamp		
Aluminum	Stainless steel													for z_1 l_3	for z_2 l_3	for z_1 l_3	for z_2 l_3	
B 12	B 12	25	5,5	31,5	72,5	34,5	24	48,5	7	50	38	35	M 6-20	63	63	-	63	
B 14	B 14	25	5,5	31,5	72,5	34,5	24	48,5	7	50	38	35	M 6-20	63	63	-	63	
B 15	B 15	25	5,5	31,5	72,5	34,5	24	48,5	7	50	38	35	M 6-20	63	63	-	63	
B 16	B 16	25	5,5	31,5	72,5	34,5	24	48,5	7	50	38	35	M 6-20	63	63	-	63	
B 18	B 18	25	5,5	31,5	72,5	34,5	24	48,5	7	50	38	35	M 6-20	63	63	63	63	
-	B 20	25	5,5	31,5	72,5	34,5	24	48,5	7	50	38	35	M 6-20	63	63	-	63	

Screw points z	
1	Hex socket cap screw steel, zinc-plated DIN 912-8.8 and lock nut steel DIN 985-8, zinc-plated (only for aluminum clamps)
2	Hex socket cap screw stainless steel DIN 912-A2-70 and lock nut stainless steel DIN 985-A2, glide coating

Surface / material o	
2	Aluminum, textured powder-coated, Black RAL 9005
8	Aluminum, blasted, matt
ED	Stainless steel, blasted, matt

ORDER KEY

GKF - d_1 - z - o



ACCESSORIES

- Adjustable hand levers **HSK** see page 168
- Stainless steel adjustable hand levers **HEK** see page 170

ON REQUEST

- Clamping point with special diameter
- Screw points with hex head screws or mixed screw / adjustable hand lever elements
- Surface ball-burnished, anodized or powder-coated in other RAL colors

2D
2C
2B
2A
1D
1C
1B
1A