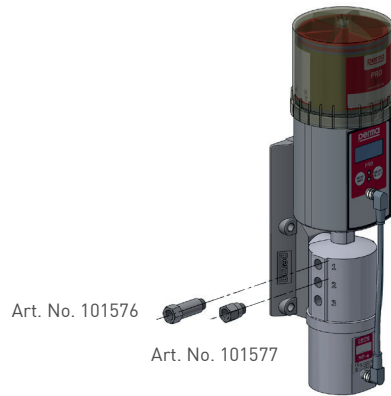


# perma PRO

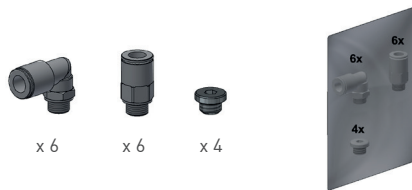
Installation examples



All metal to metal connections must be glued together with Loctite® 243™ (Art. No. 110278).














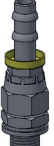




perma PRO MP-6  
perma PRO C MP-6  
perma PRO LINE  
perma PRO C LINE



Art. No. 107629:  
6 x Art. No. 101570  
6 x Art. No. 101571  
4 x Art. No. 103288



Art. No. 101569

|  |  |   |  |
|--|--|---|--|
|  <p>Art. No. 111957</p> |  <p>Art. No. 101512</p><br> <p>Art. No. 101515</p> |  <p>Art. No. 101496</p><br> <p>Art. No. 104882<br/>Art. No. 104853</p><br> <p>Art. No. 104868</p><br> <p>Art. No. 113864 (500 mm)<br/>Art. No. 101549 (1000 mm)<br/>Art. No. 101550 (1500 mm)</p><br> <p>Art. No. 104868</p> |  <p>Art. No. 101502</p><br> <p>Art. No. 116624</p><br> <p>Art. No. 101555</p><br> <p>Art. No. 116624</p> |
| <p>Art. No. 116291 (14 mm)<br/>Art. No. 116292 (30 mm)</p>   |  |  <p>Art. No. 104879</p><br> <p>Art. No. 104875</p><br> <p>Art. No. 104877</p><br> <p>Art. No. 104876</p>  |  |

## Accessories

| Art. No. | Name   |
|----------|--|
| 101576   | Extension 16 mm G1/8 male x G1/8 female (brass nickel-plated)  |
| 101577   | Extension 16 mm G1/8 male x G1/8 female (brass nickel-plated)  |
| 107629   | Accessorybox PRO MP-6<br>6 x Tube connector G1/8 male for tube oØ 8 mm straight (brass nickel-plated)<br>6 x Tube connector G1/8 male for tube oØ 8 mm 90° - rotary type (brass nickel-plated)<br>4 x plug |
| 101569   | Tube up to +100 °C oØ 8 mm x iØ 5 mm (PA) - for PRO  |
| 101496   | Tube connector G1/4 male for tube oØ 8 mm straight (brass nickel-plated)   |
| 111957   | Tube connector M6 male for tube oØ 8 mm 90° - rotary type (brass nickel-plated)  |
| 101512   | Extension for tube oØ 6 mm to oØ 8 mm (brass nickel-plated)  |
| 101515   | Tube connector M6 male for tube oØ 6 mm 90° - swivel type (brass nickel-plated)  |
| 116291   | Extension 14 mm M6x0.75 male x M6 female (stainless steel)   |
| 116292   | Extension 30 mm M6x0.75 male x M6 female (stainless steel)   |
| 104882   | Sleeve G1/4 female (stainless steel)   |
| 104853   | Sleeve G1/4 female (brass)   |
| 104868   | Cutting ring coupling R1/4 male for oØ 8 mm straight (stainless steel)   |
| 113864   | Tube up to +260 °C oØ 11 mm x iØ 8 mm 500 mm (PTFE / stainless steel)  |
| 101549   | Tube up to +260 °C oØ 11 mm x iØ 8 mm 1000 mm (PTFE / stainless steel)   |
| 101550   | Tube up to +260 °C oØ 11 mm x iØ 8 mm 1500 mm (PTFE / stainless steel)   |
| 101502   | Tube connector G1/4 female for tube oØ 8 mm straight (brass nickel-plated)   |
| 116624   | Hose connector G1/4 male for hose iØ 9.5 mm - push-lock (steel, zinc-plated)   |
| 101555   | Heavy Duty hose up to +100 °C oØ 16 mm x iØ 9.5 mm (with NBR lining and fabric insert)   |
| 104875   | Reducer G1/8 male x G1/4 female (stainless steel)  |
| 104876   | Reducer M6 male x G1/4 female (stainless steel)  |
| 104877   | Reducer M8x1 male x G1/4 female (stainless steel)  |
| 104879   | Reducer M10x1 male x G1/4 female (stainless steel)   |

All metal to metal connections must be glued together with Loctite® 243™ (Art. No. 110278).

For more connecting parts please see our perma catalog at [www.perma-tec.com](http://www.perma-tec.com)